


E16R30P05



Dual Band Tower Mounted Amplifier, 800/900 MHz, 12 dB, 2 BTS & 4 ANT ports, AISG with 1 RET connector, with 4.3-10 connectors (2 device with 2 sub-units)

- Designed to boost UP-Link Coverage and KPIs
- TMA is operating in AISG & CWA mode, Alarm Current consumption CWA mode 190 mA
- 2 input ports and 4 output ports
- 2 devices with 2 sub-units
- Single AISG with 1 RET connector
- New 4.3-10 connectors for improved PIM performance and size reduction

Product Classification

Product Type 1-BTS:2-ANT (Diplex) | Tower mounted amplifier

General Specifications

Color Gray

Modularity 2-Twin

Mounting Pipe Hardware Band clamps (2)

RF Connector Interface 4.3-10 Female

Dimensions

Height 250 mm | 9.843 in

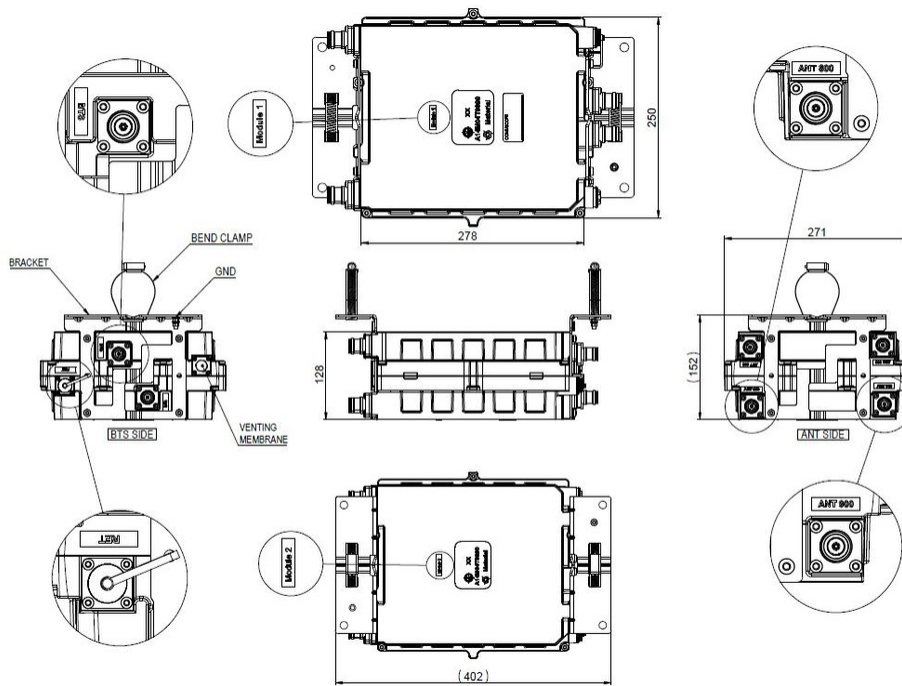
Width 278 mm | 10.945 in

Depth 128 mm | 5.039 in

Mounting Pipe Diameter Range 42.6–122 mm

Outline Drawing

E16R30P05



Electrical Specifications

License Band, LNA CEL 900 | EDD 800

Electrical Specifications, dc Power/Alarm

dc Switching/Redundancy	Yes
Lightning Surge Current	10 kA
Lightning Surge Current Waveform	8/20 waveform
Voltage	7–30 Vdc
Alarm Current, CWA Mode	190 mA ±10 mA

Electrical Specifications, AISG

AISG Connector	8-pin DIN Female
AISG Connector Standard	IEC 60130-9
Protocol	AISG 2.0
Voltage, AISG Mode	10–30 Vdc

Electrical Specifications

Sub-module

1 | 2

1 | 2

E16R30P05

Branch	1	2
Port Designation	ANT 800	ANT 900
License Band	EDD 800, LNA	CEL 900, LNA
Return Loss, typical, dB	20	20

Electrical Specifications Rx (Uplink)

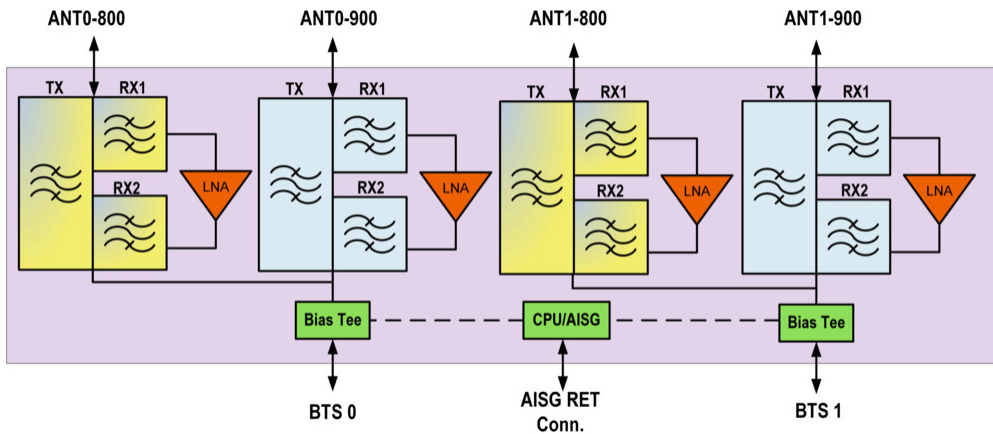
Frequency Range, MHz	832–862	880–915
Bandwidth, MHz	30	35
Gain, nominal, dB	12	12
Noise Figure, typical, dB	1.25	1.25
Group Delay Variation, maximum, ns	165	165
Group Delay Variation Bandwidth, MHz	5	5
Total Group Delay, maximum, ns	240	240
Return Loss, minimum, dB	16	18
Insertion Loss - Bypass Mode, typical, dB	2.7	2.7

Electrical Specifications Tx (Downlink)

Frequency Range, MHz	791–821	925–960
Bandwidth, MHz	30	35
Insertion Loss, typical, dB	0.75	0.75
Group Delay Variation, maximum, ns	60	65
Group Delay Variation Bandwidth, MHz	5	5
Total Group Delay, maximum, ns	110	110
Return Loss, minimum, dB	18	18
Return Loss, typical, dB	20	20
Input Power, RMS, maximum, W	200	200
Input Power, PEP, maximum, W	2000	2000
3rd Order PIM, typical, dBc	-156	-156
3rd Order PIM Test Method	Two +43 dBm carriers	Two +43 dBm carriers

Block Diagram

E16R30P05



Environmental Specifications

Operating Temperature	-40 °C to +65 °C (-40 °F to +149 °F)
Relative Humidity	Up to 100%
Corrosion Test Method	IEC 60068-2-11, 30 days
Ingress Protection Test Method	IEC 60529:2001, IP67

Packaging and Weights

Included	Mounting hardware
Volume	8.9 L
Weight, net	12.2 kg 26.896 lb

Regulatory Compliance/Certifications

Agency	Classification
ISO 9001:2015	Designed, manufactured and/or distributed under this quality management system

* Footnotes

License Band, LNA	License Bands that have RxUplink amplification
--------------------------	--