

TC-96249-IP
Rev. A, May 2018
www.commscope.com


Rack Mounting Bracket, Long (UMB-RMB-LG) Cabinet Mounting Bracket, Long (UMB-CMB-LG)

1. Scope

These instructions tell how to install either of the following products:

- Rack Mounting Bracket, Long (UMB-RMB-LG), shown on top below;
- Cabinet Mounting Bracket, Long (UMB-CMB-LG), shown on bottom below.

These mounting brackets are functionally the same, but one has a longer flange designed for cabinet mounting.



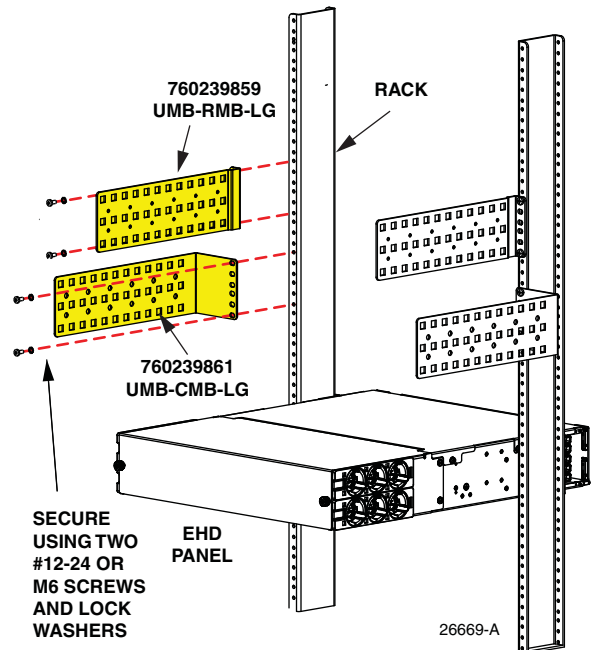
Note: To install an armored cable, use of an additional bracket is required; see Page 2 of this document.

2. Tools Required


- Phillips screwdriver
- (For BAF only) 5/16-inch hex socket with extension or 5/16-inch open end wrench

3. Procedure

1. Install bracket in rack or cabinet using two #12-24 or M6 screws (provided).




2. If installing a non-armored cable, secure the cable to bracket using cable ties.



- If installing an armored cable, install a Bracket for Armor Fitting (BAF) in the mounting bracket just installed. Examples of two different sizes installed in mounting brackets are shown below.

Note: The BAF is ordered separately. Refer to the table below for part numbers and sizes.



- Complete the installation of the armored cable following the instructions provided with the BAF.

4. Trademarks

All trademarks identified by ® or ™ are registered trademarks or trademarks, respectively, of CommScope, Inc. This document is for planning purposes only and is not intended to modify or supplement any specifications or warranties relating to CommScope products or services. CommScope is committed to the highest standards of business integrity and environmental sustainability, with a number of CommScope’s facilities across the globe certified in accordance with international standards, including ISO 9001, TL 9000, and ISO 14001. Further information regarding CommScope’s commitment can be found at: www.commscope.com/About-Us/Corporate-Responsibility-and-Sustainability

5. Contact Information

Visit our website or contact your local CommScope representative for more information.

- To find out more about CommScope® products, visit us on the web at www.commscope.com
- For technical assistance, customer service, or to report any missing/damaged parts, visit us at <http://www.commscope.com/SupportCenter>
- To order a BAF from the table below contact the Support Center at <http://www.commscope.com/SupportCenter>

Bracket Armor Fitting (BAF) Part Numbers and Sizes

SYSTIMAX® Material ID	Uniprise® Part Number	Description
760122895	9507542/00	BAF-1/2-NPT – for use with 1/2 inch armor fitting
760122903	9507543/00	BAF-3/4-NPT – for use with 3/4 inch armor fitting
760122911	9507544/00	BAF-1-NPT – for use with 1 inch armor fitting
760122929	9507545/00	BAF-1-1/4-NPT – for use with 1-1/4 inch armor fitting
760122937	9507546/00	BAF-1-1/2-NPT – for use with 1-1/2 inch armor fitting