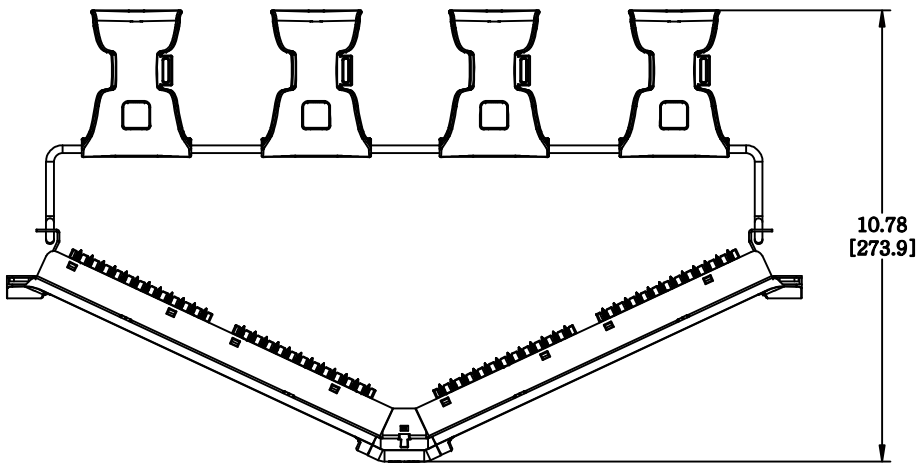
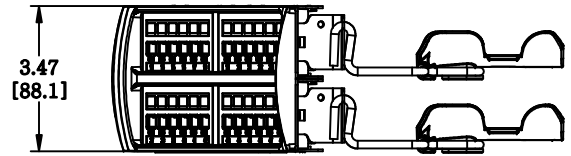
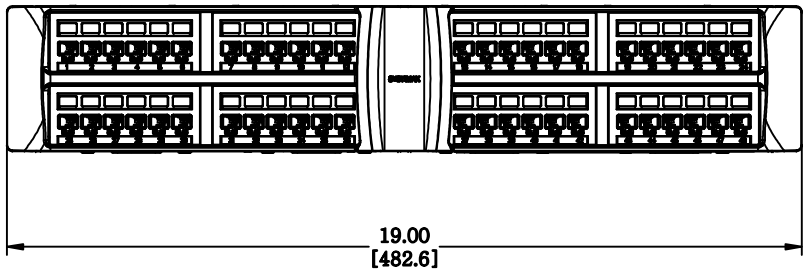


MATERIAL ID	DESCRIPTION
760151779	PANEL, 360 ANGLED 1100 GS6 EVOLVE PANEL 48 PORT



**NOTES:**

1. SEE SYSTIMAX CATALOG FOR PART NUMBER SUFFIXES TO INDICATE COLOR/PKG.
2. SEE SYSTIMAX CATALOG FOR COMPLETE LIST OF PARTS RELATED TO THE USE OF THIS PRODUCT.
3. DIMENSIONS IN PARENTHESES ARE IN METRIC.
4. PART INCLUDES:
  - (1) PANEL FRAME, 360 ANGLED EVOLVE PANEL 2U
  - (2) END FACE, 360 ANGLED EVOLVE PANEL 2U
  - (1) CENTRAL CAP, 360 ANGLED EVOLVE PANEL 2U
  - (8) 360 1100 GS6 EVOLVE MODULE 6-PORT, COOL GREY
  - (1) LABEL KIT
  - (2) 360 REAR CABLE MANAGEMENT
  - (4) SCREW
  - (56) TERMINATION MANAGER



360-IPR-1100A-E-GS6-2U-48

**COMMScope, INC** OF NORTH CAROLINA

**SYSTIMAX® SOLUTIONS**

1	12/30/10		INITIAL ISSUE	XW	DRAWN BY AW		
REV	DATE	ECR	DESCRIPTION	APPROVED BY	DATE 12/30/2010		DWG NO 760151779