


# R2VV-6533B-R5



10-port sector/multi beam antenna, 2x 698-960 sector and 8x 1710-2690 multi beam, 65° sector and 33° 4x multi beam, 5x RET with tilt indicators

- Enhances network capacity through six sectors on high band while maintaining low band coverage layer through three sectors with only three antenna faces
- Optimized radome design leading to market leading wind load performance
- Antenna with integrated pluggable RET and retractable tilt scale indicators

## General Specifications

<b>Antenna Type</b>	Multibeam
<b>Band</b>	Multiband
<b>Grounding Type</b>	RF connector inner conductor and body grounded to reflector and mounting bracket
<b>Performance Note</b>	Outdoor usage
<b>Radome Material</b>	Fiberglass, UV resistant
<b>Radiator Material</b>	Copper   Low loss circuit board
<b>Reflector Material</b>	Aluminum
<b>RF Connector Interface</b>	7-16 DIN Female
<b>RF Connector Location</b>	Bottom
<b>RF Connector Quantity, high band</b>	8
<b>RF Connector Quantity, low band</b>	2
<b>RF Connector Quantity, total</b>	10

## Remote Electrical Tilt (RET) Information

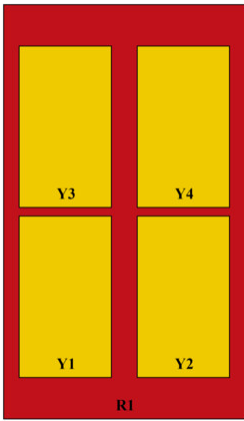
<b>RET Hardware</b>	CommRET v2
<b>RET Interface</b>	8-pin DIN Female   8-pin DIN Male
<b>RET Interface, quantity</b>	1 female   1 male
<b>Input Voltage</b>	10–30 Vdc
<b>Internal RET</b>	High band (4)   Low band (1)
<b>Power Consumption, active state, maximum</b>	10 W
<b>Power Consumption, idle state, maximum</b>	2 W
<b>Protocol</b>	3GPP/AISG 2.0 (Single RET)

# R2VV-6533B-R5

## Dimensions

<b>Width</b>	350 mm   13.78 in
<b>Depth</b>	208 mm   8.189 in
<b>Length</b>	2100 mm   82.677 in
<b>Net Weight, without mounting kit</b>	29.8 kg   65.698 lb

## Array Layout




Array ID	Frequency (MHz)	RF Connector	RET (SRET)	AISG RET UID
R1	698-960	1 - 2	1	CPxxxxxxxxxxxxxxxxR1
Y1	1710-2690	3 - 4	2	CPxxxxxxxxxxxxxxxxY1
Y2	1710-2690	5 - 6	3	CPxxxxxxxxxxxxxxxxY2
Y3	1710-2690	7 - 8	4	CPxxxxxxxxxxxxxxxxY3
Y4	1710-2690	9 - 10	5	CPxxxxxxxxxxxxxxxxY4

(Sizes of colored boxes are not true depictions of array sizes)

## Port Configuration

# R2VV-6533B-R5



## Electrical Specifications

<b>Impedance</b>	50 ohm
<b>Operating Frequency Band</b>	1710 – 2690 MHz   698 – 960 MHz
<b>Polarization</b>	±45°
<b>Total Input Power, maximum</b>	1,000 W @ 50 °C

## Electrical Specifications

Frequency Band, MHz	698-803	824-880	880-960	1710-1880	1920-2170	2300-2400	2490-2690
<b>Gain, dBi</b>	15	15	15.2	17	18.2	18.5	18.4
<b>Beam Centers, Horizontal, degrees</b>				±27	±27	±27	±27
<b>Beamwidth, Horizontal, degrees</b>	71	70	73	34	31	27	25
<b>Beamwidth, Vertical, degrees</b>	11	9.8	9.2	8.7	7.8	7	6.5
<b>Beam Tilt, degrees</b>	2-12	2-12	2-12	2-12	2-12	2-12	2-12
<b>USLS (First Lobe), dB</b>	20	22	18	16	17	19	17
<b>Front-to-Back Ratio at 180°, dB</b>	38	32	28	35	34	34	32

# R2VV-6533B-R5

<b>Isolation, Cross Polarization, dB</b>	25	25	25	25	25	25	25
<b>Isolation, Inter-band, dB</b>	25	25	25	25	25	25	25
<b>VSWR   Return loss, dB</b>	1.5 14.0	1.5 14.0	1.5 14.0	1.5 14.0	1.5 14.0	1.5 14.0	1.5 14.0
<b>PIM, 3rd Order, 2 x 20 W, dBc</b>	-150	-150	-150	-150	-150	-150	-150
<b>Input Power per Port at 50°C, maximum, watts</b>	300	300	300	250	250	200	200

## Electrical Specifications, BASTA

<b>Frequency Band, MHz</b>	<b>698–803</b>	<b>824–880</b>	<b>880–960</b>	<b>1710–1880</b>	<b>1920–2170</b>	<b>2300–2400</b>	<b>2490–2690</b>
<b>Gain by all Beam Tilts, average, dBi</b>	14.7	14.9	14.9	16.4	17.7	17.9	17.9
<b>Gain by all Beam Tilts Tolerance, dB</b>	±0.4	±0.2	±0.5	±1	±0.8	±1.3	±1
<b>Beamwidth, Horizontal Tolerance, degrees</b>	±2.8	±1.7	±3.4	±2	±2	±1.6	±1
<b>Beamwidth, Vertical Tolerance, degrees</b>	±0.8	±0.3	±0.4	±0.7	±0.6	±0.6	±0.8
<b>USLS, beampeak to 20° above beampeak, dB</b>	19	18	16	14	15	14	13
<b>Front-to-Back Total Power at 180° ± 30°, dB</b>	27	25	24	26	27	26	26
<b>CPR at Boresight, dB</b>	15	16	16	18	21	14	16
<b>CPR at Sector, dB</b>	11	12	11				

## Mechanical Specifications

<b>Wind Loading @ Velocity, frontal</b>	355.0 N @ 150 km/h (79.8 lbf @ 150 km/h)
<b>Wind Loading @ Velocity, lateral</b>	300.0 N @ 150 km/h (67.4 lbf @ 150 km/h)
<b>Wind Loading @ Velocity, maximum</b>	752.0 N @ 150 km/h (169.1 lbf @ 150 km/h)
<b>Wind Loading @ Velocity, rear</b>	376.0 N @ 150 km/h (84.5 lbf @ 150 km/h)
<b>Wind Speed, maximum</b>	241 km/h (150 mph)

## Packaging and Weights

<b>Width, packed</b>	460 mm   18.11 in
<b>Depth, packed</b>	350 mm   13.78 in
<b>Length, packed</b>	2240 mm   88.189 in
<b>Weight, gross</b>	43.8 kg   96.562 lb

# R2VV-6533B-R5

---

## Regulatory Compliance/Certifications

Agency	Classification
CHINA-ROHS	Below maximum concentration value
ISO 9001:2015	Designed, manufactured and/or distributed under this quality management system
REACH-SVHC	Compliant as per SVHC revision on <a href="http://www.commscope.com/ProductCompliance">www.commscope.com/ProductCompliance</a>
ROHS	Compliant
UK-ROHS	Compliant



## Included Products

- BSAMNT-3 – Wide Profile Antenna Downtilt Mounting Kit for 2.4 - 4.5 in (60 - 115 mm) OD round members. Kit contains one scissor top bracket set and one bottom bracket set.

## \* Footnotes

**Performance Note** Severe environmental conditions may degrade optimum performance

# BSAMNT-3



Wide Profile Antenna Downtilt Mounting Kit for 2.4 - 4.5 in (60 - 115 mm) OD round members. Kit contains one scissor top bracket set and one bottom bracket set.

## Product Classification

**Product Type** Downtilt mounting kit

## General Specifications

**Application** Outdoor

**Color** Silver

## Dimensions

**Compatible Diameter, maximum** 115 mm | 4.528 in

**Compatible Diameter, minimum** 60 mm | 2.362 in

**Weight, net** 6.2 kg | 13.669 lb

## Material Specifications

**Material Type** Galvanized steel

## Packaging and Weights

**Included** Brackets | Hardware

**Packaging quantity** 1

**Weight, gross** 6.4 kg | 14.11 lb

## Regulatory Compliance/Certifications

Agency	Classification
CE	Compliant with the relevant CE product directives
CHINA-ROHS	Below maximum concentration value
ISO 9001:2015	Designed, manufactured and/or distributed under this quality management system
REACH-SVHC	Compliant as per SVHC revision on <a href="http://www.commscope.com/ProductCompliance">www.commscope.com/ProductCompliance</a>
ROHS	Compliant
UK-ROHS	Compliant

